

APNIC IPv4 Market Transfer

1 March 2017

APNIC 43, Ho Chi Minh City, Viet Nam

George Kuo



Overview

- What's in IPv4 transfer?
 - Market transfer
 - Transfer conditions
- Transfer process overview
 - Between APNIC accounts
 - Inter RIR transfers
- How to take part in the transfer?



Ways to transfer IPv4

**Historical resource
transfer**

**Merger &
acquisition transfer**

**Market
transfer**



IPv4 market transfer

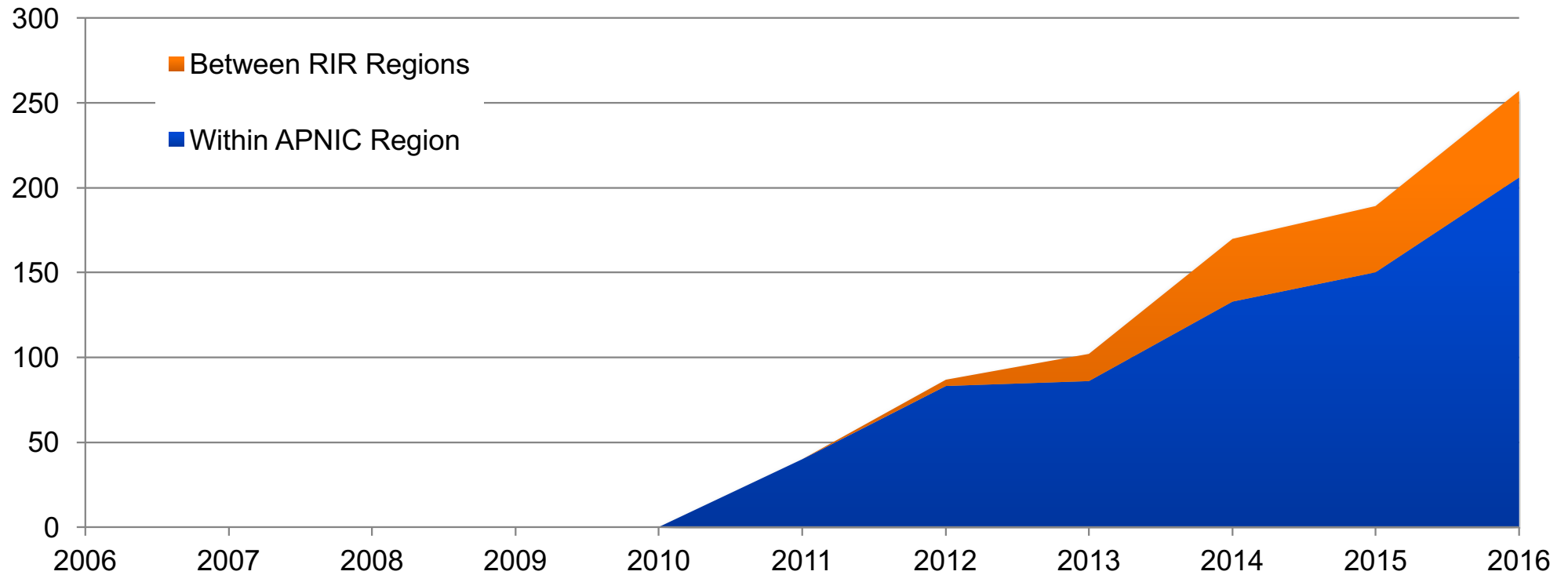
- Addresses that are no longer in use by a network can be transferred
- Transfers can happen within APNIC region and with other RIR regions (currently ARIN & RIPE)
- Transfer policies
 - 8.1 & 8.2 Internet Resource policies

www.apnic.net/policy/resources

- Feb 2010 - IPv4 transfer in APNIC region
- Aug 2011 - Inter RIR IPv4 transfer
- Nov 2011 - Recipients to justify needs criteria



Annual IPv4 Transfers



As at 31 December 2016



Who can transfer?

- Transfers within APNIC region
 - Current APNIC account holders
- Inter RIR transfers
 - Current APNIC account holders and account holders at other RIRs that allow transfers to/from APNIC region

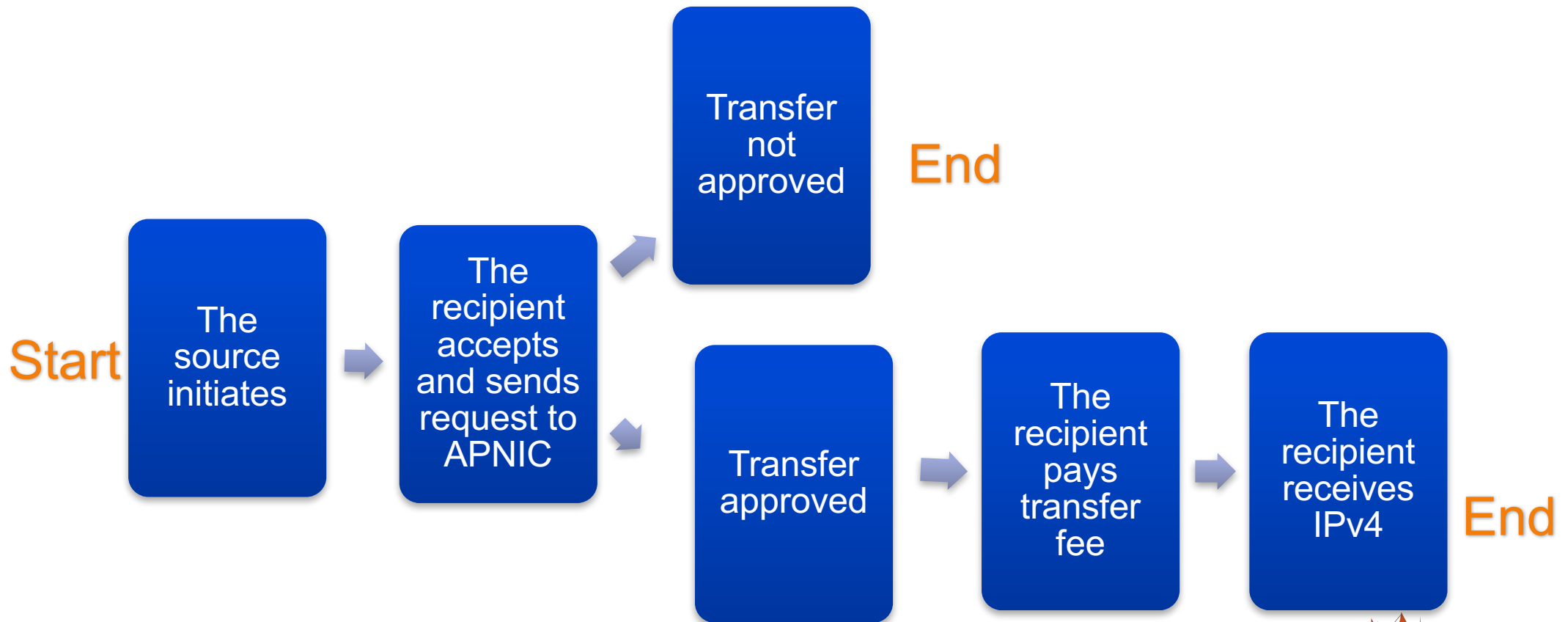


Transfer conditions between APNIC accounts

- Transfer minimum size – a /24
- Addresses must be part of APNIC's pools and registered to a current account
- Addresses not associated with disputes of custodianship
- Addresses subject to all current APNIC policies from the time of transfer
- Recipients must provide justification



Transfers between APNIC accounts



Recipients: Before transfer between APNIC accounts

- Prepare your justification
 - A detailed 24-month plan for future use
 - Information on past IPv4 usage and its compliance of APNIC policy
- Send your justification for approval
 - Get 'pre-approval' before you start your transfer
- Have your pre-approval published on APNIC's website
 - Allow you to get source contacts
- Join APNIC transfer mailing list
- You may wish to engage an IPv4 broker
- Ask the source to initiate the transfer

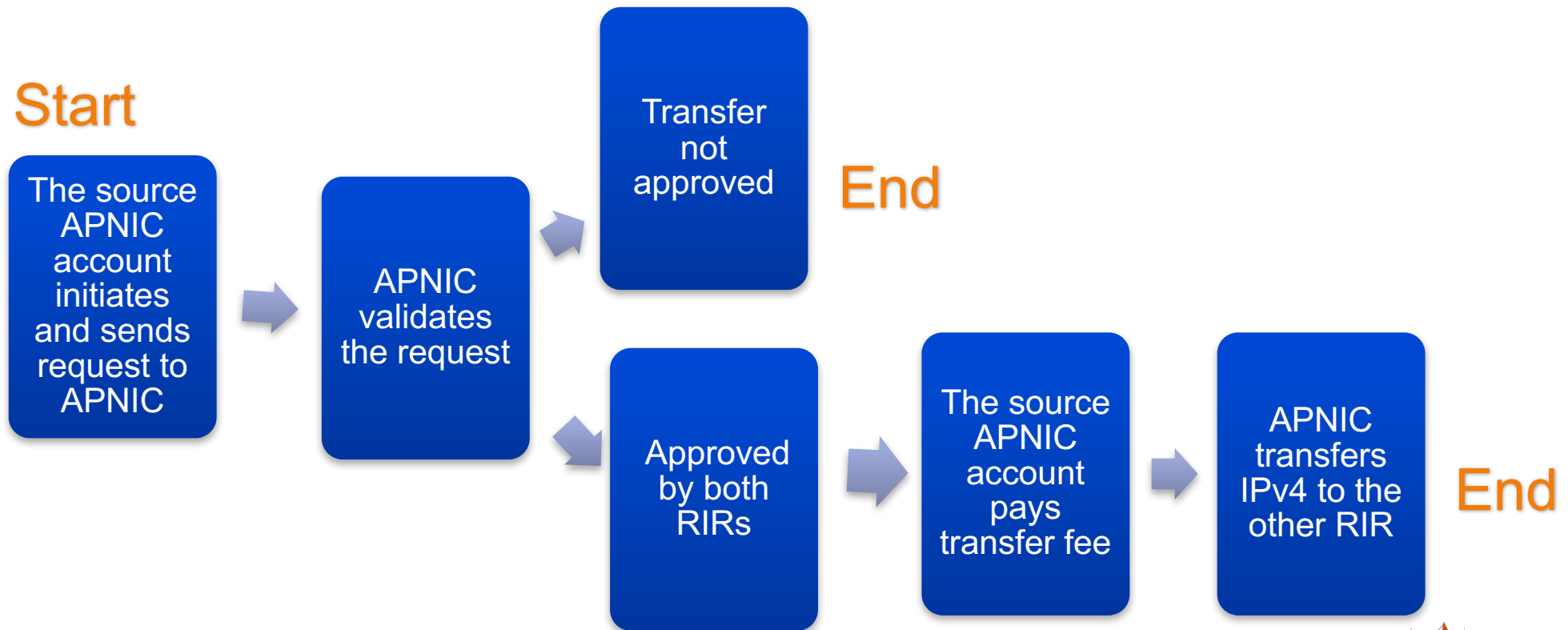


Submitting transfer requests: between APNIC accounts

- For the source
 - The source to initiate the transfer
 - Get the recipient's APNIC account name
 - Check the address ranges carefully
 - Use MyAPNIC to send the transfer to recipient
- For the recipient
 - When receiving notification from the source, use MyAPNIC to accept the transfer within 30 days
 - Provide needs justification if you do not have 'pre-approval'



Inter RIR transfers: Source account in APNIC region



Submitting inter-RIR transfer requests

- For the source
 - Check the recipient organization name (Membership ID/account) of other RIR
 - Check the address ranges carefully
 - Send the transfer form to admin@apnic.net

Other RIR source account holders to contact respective RIRs
- For the recipient
 - APNIC account holders need to provide justification if no pre-approval



Who pays APNIC transfer fees?

Transfer between APNIC accounts	Inter RIR transfer
The recipient pays	The APNIC account pays



How to calculate transfer fees?

- Fees charged in AUD
- 20% of the annual fee for the IPv4 to be transferred
 - Eg /24 is AUD 210 (20% of 1,050)
- Membership annual fee calculator
 - <https://submit.apnic.net/cgi-bin/feecalc.pl>
- Transferred space will be included for future APNIC membership fee

APNIC

Annual Membership Fees Calculator

Use this tool as a guide to estimate APNIC fees based on a particular resource holding.

Enter the amount of IPv4 and IPv6 resources in the relevant fields using 'slash notation'.

IPv4

IPv6

Calculate

Reset



Can delays happen in transfers?

- Often wire transfer payments may take longer to reach APNIC
- Some requests don't contain sufficient documentation
- Some recipients take time to respond

Contact Helpdesk Online Chat for quick updates on transfer status



Other things to consider after transfer

- Reverse delegation
 - Allow 24 - 48 hours to complete for Inter-RIR transfers
 - Transfers within APNIC region are within a few hours
- IP Geolocation
 - May need to send updates to providers after you've received the addresses



Support available

- Contact APNIC Helpdesk
 - (Mon to Fri, 9am – 9pm UTC +10)
 - Online chat (www.apnic.net/helpdesk)
 - Phone (+61 7 3858 3188)
 - Skype call (ID apnic-helpdesk)
 - Email (helpdesk@apnic.net)



References

- www.apnic.net/transfer
- www.apnic.net/geolocation
- www.apnic.net/mailing-lists
- www.apnic.net/inter-rir
- www.apnic.net/nir-and-apnic
- www.apnic.net/pre-approval
- www.apnic.net/pre-approval-listing
- www.apnic.net/fees-calculator





HO CHI MINH CITY, VIET NAM 20 February – 2 March 2017



APRICOT 2017

APNIC 43